

Signing into the WordPress Platform

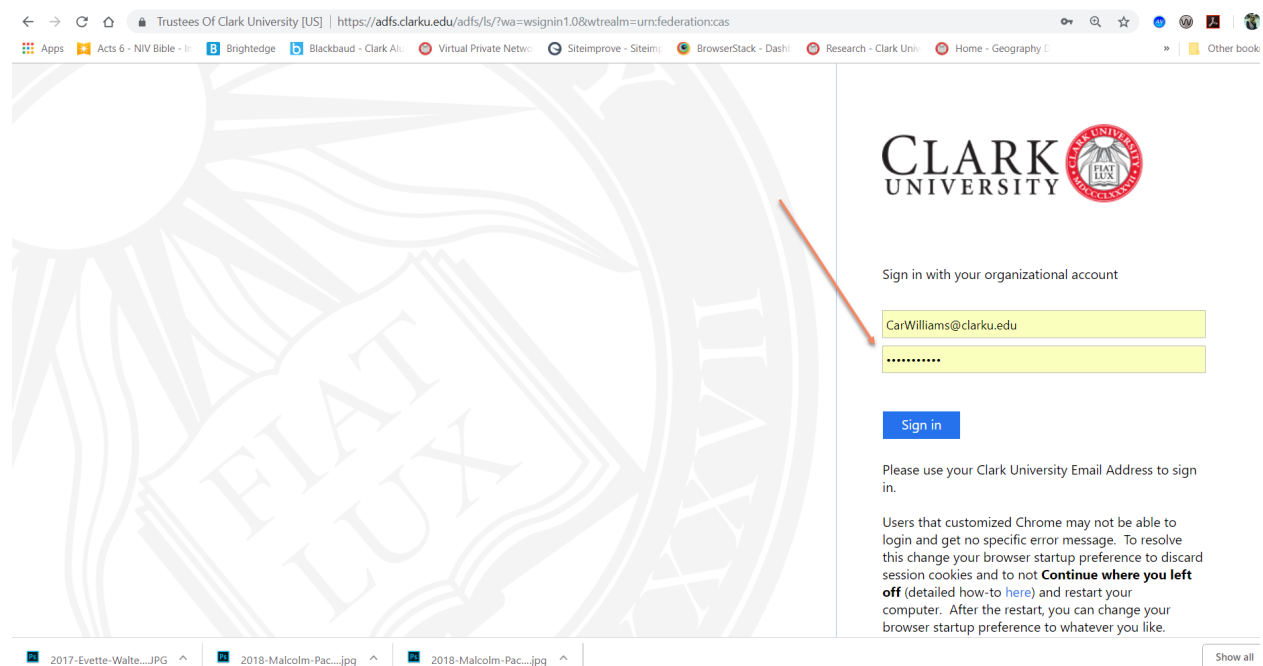
This is a three step process to set your account up and then set up your role or permissions correctly within your site.

HOW TO LOG-IN:

Open a web browser and go to our website: <https://www.clarku.edu/>

Overwrite the url and type in the following URL: <https://www.clarku.edu/wp-admin>

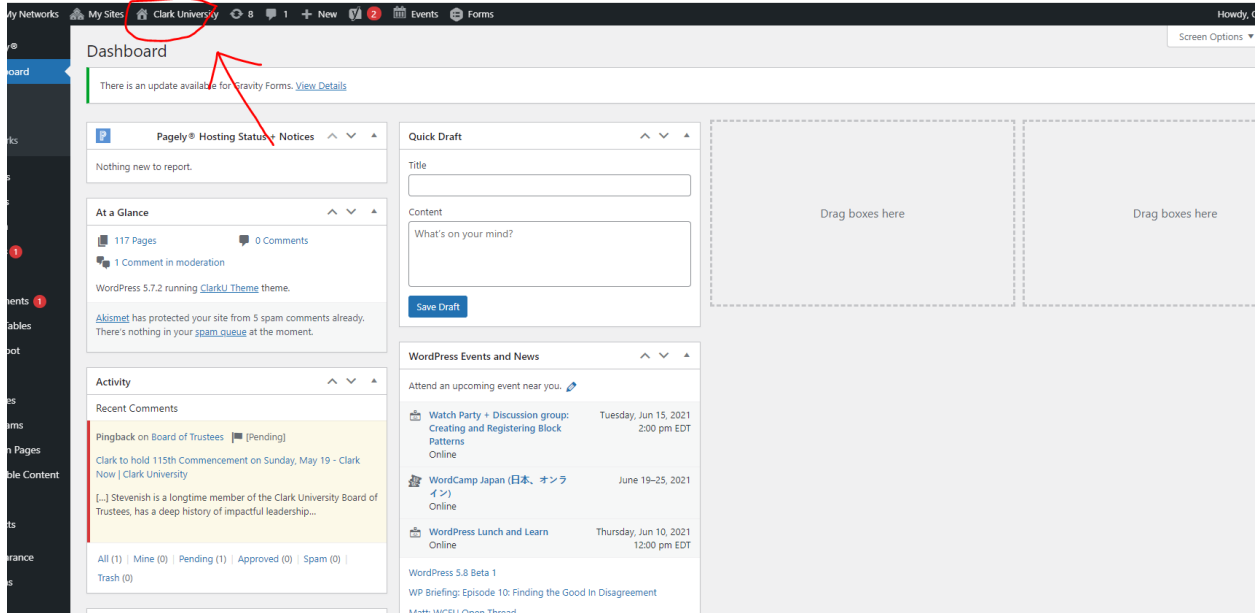
Sign in the CAS system:



The screenshot shows a web browser window with the URL <https://adfs.clarku.edu/adfs/ls/?wa=wsignin1.0&wtrealm=urn:federation:cas>. The page displays the Clark University logo and the text "Sign in with your organizational account". Below this, there are two input fields: one for the email address (containing "CarWilliams@clarku.edu") and one for the password (masked with dots). A blue "Sign in" button is positioned below the password field. A red arrow points to the email field. Below the sign-in form, there is a message: "Please use your Clark University Email Address to sign in." and a note: "Users that customized Chrome may not be able to login and get no specific error message. To resolve this change your browser startup preference to discard session cookies and to not Continue where you left off (detailed how-to here) and restart your computer. After the restart, you can change your browser startup preference to whatever you like." The browser's address bar and tabs are visible at the top and bottom of the window.

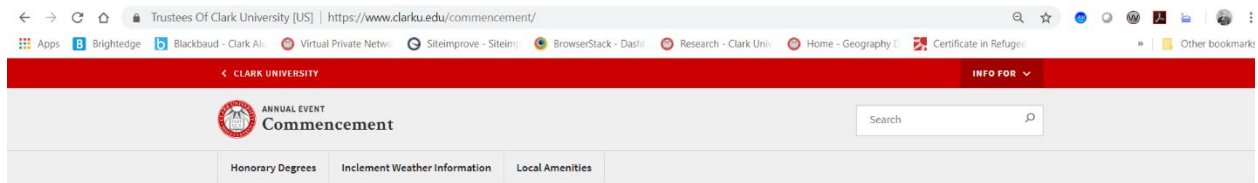
Please enter your Windows Account and Password, then click on the “Sign In” button.

A Dashboard of the site will open up:



Click on the “Home Icon and the word Clark University” in the black horizontal bar at the top of your window. That will get you back to the clark website.

Now navigate to your website:



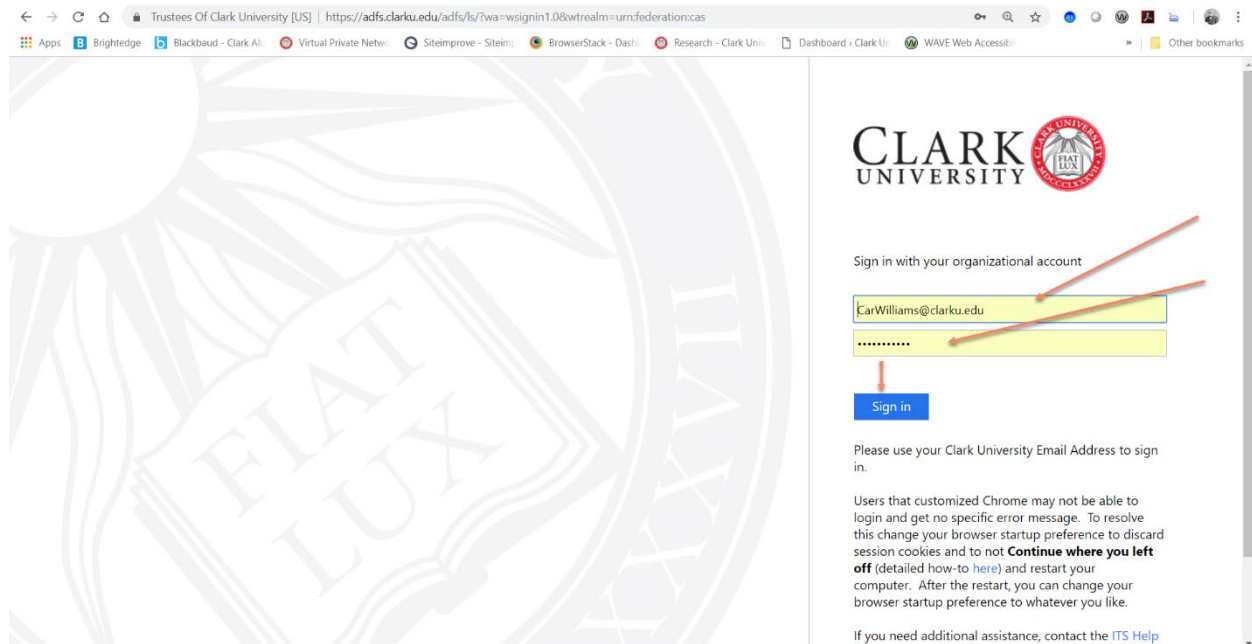
Commencement for 2019 is scheduled for Sunday, May 19th.

For All Senior Degree & Evening

To login to your website, you will add wp_admin right after the url. See the following example:

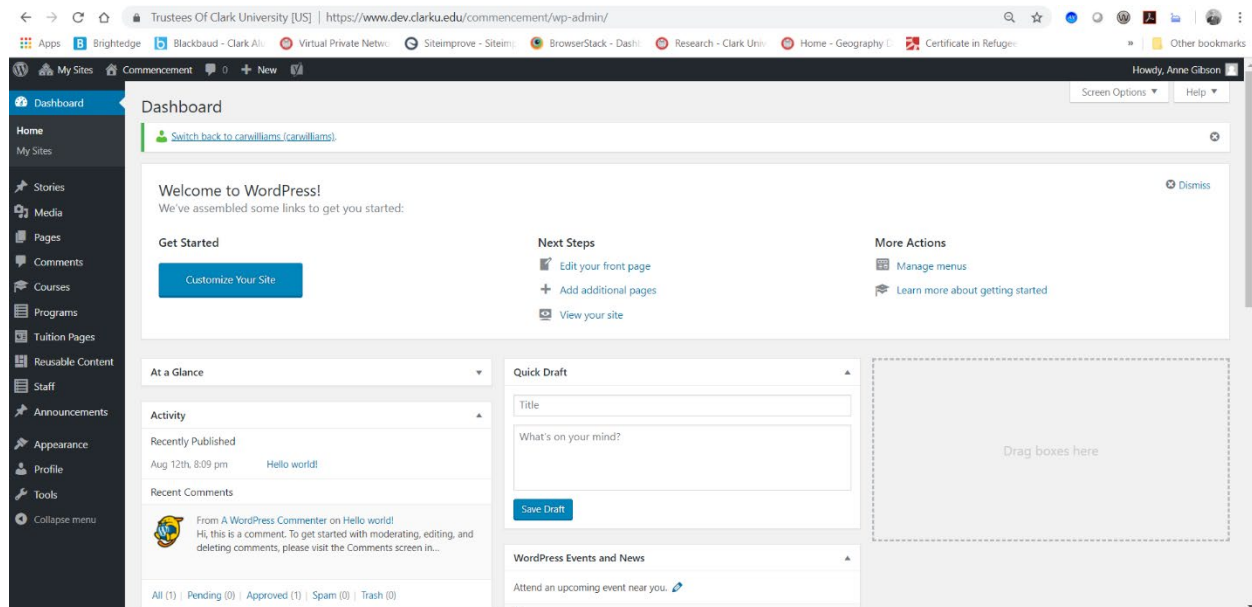
<https://www.clarku.edu/commencement/wp-admin/>

You may be prompted to sign in using our CAS Login again:



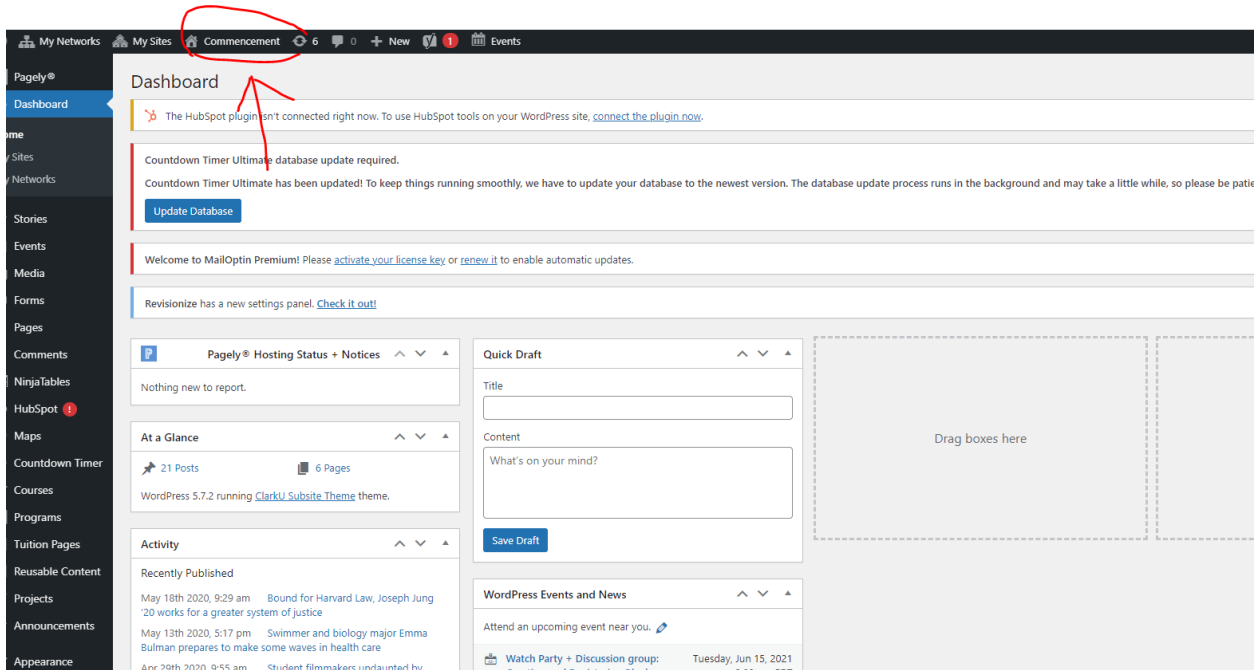
Please enter your Windows Account and Password, then click on the “Sign In” button.

A Dashboard of the site will open up again of your website:

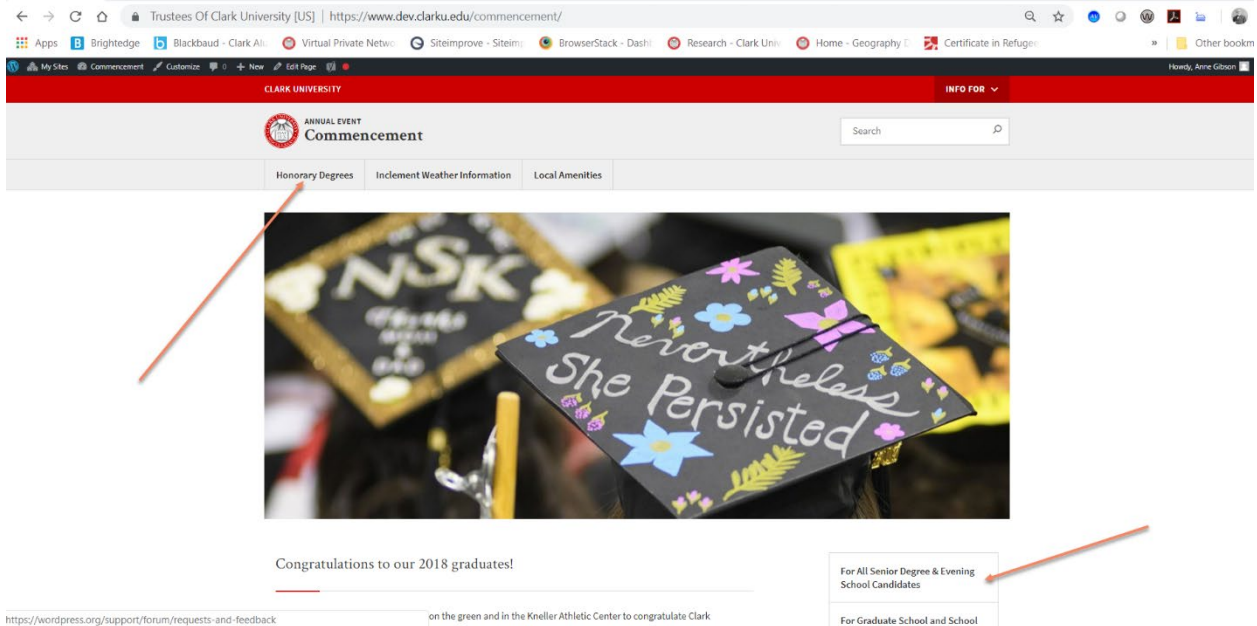


There are several ways for you to view your site and or pages.

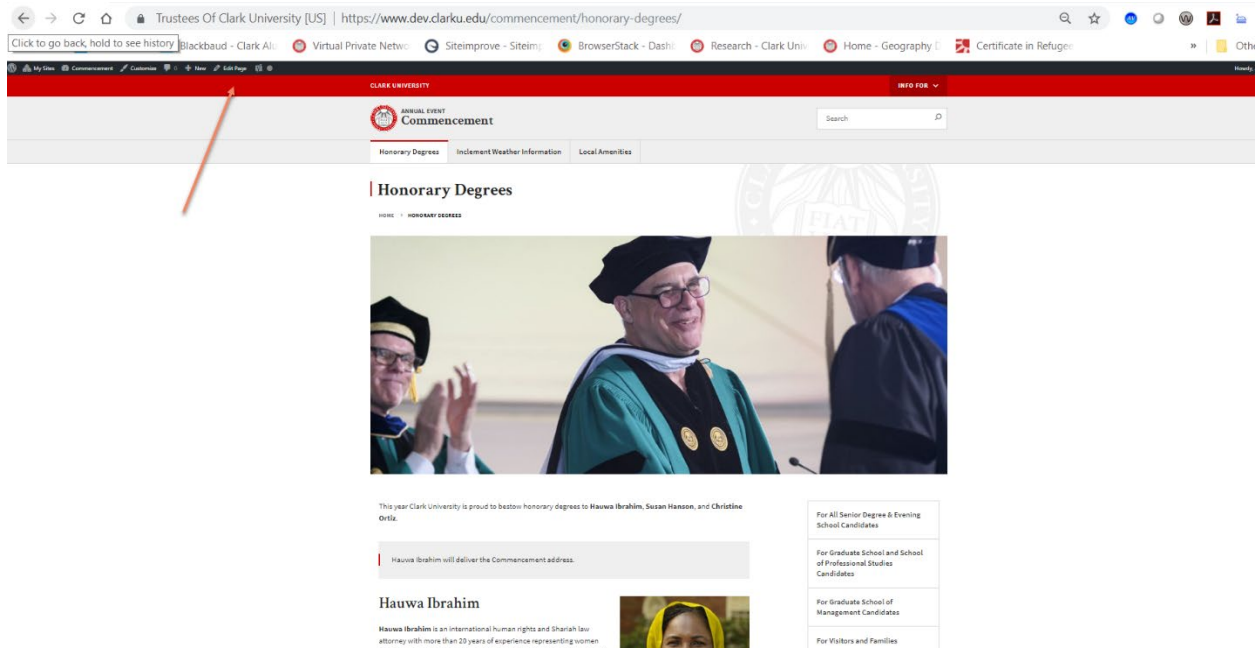
To view your site, you can click on the “Home” button at the top:



You can then navigate your site using the site's build navigation from either the top horizontal or right hand navigation menus.



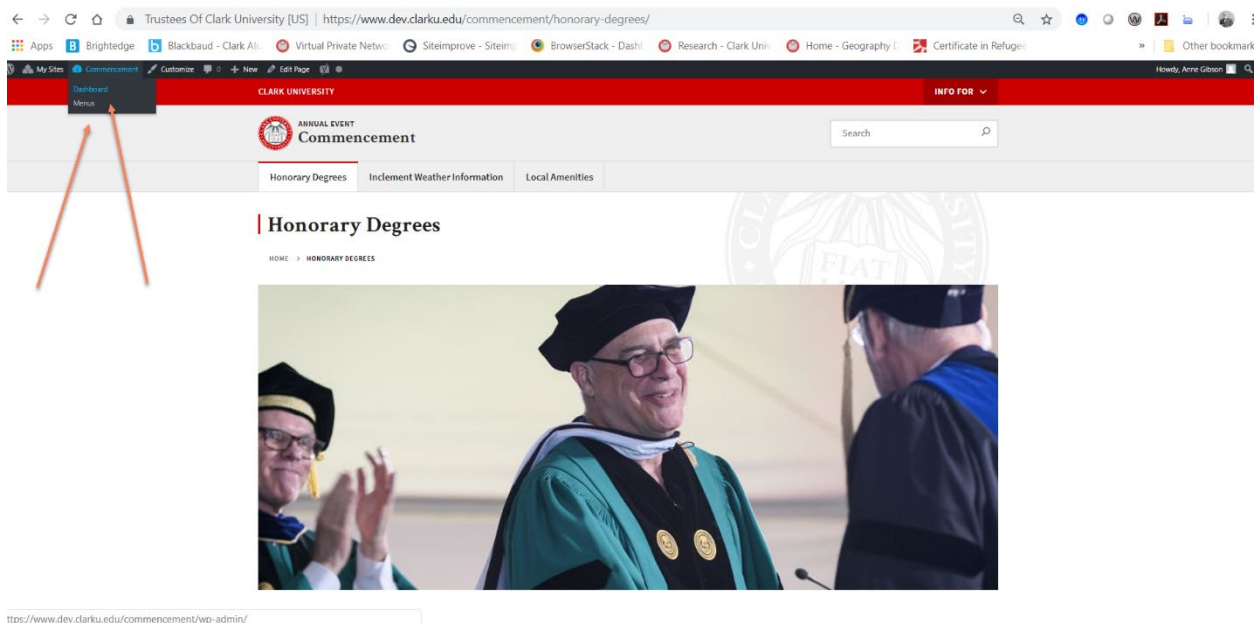
You should see an "Edit Page" button at the top for each page you have access to modify:



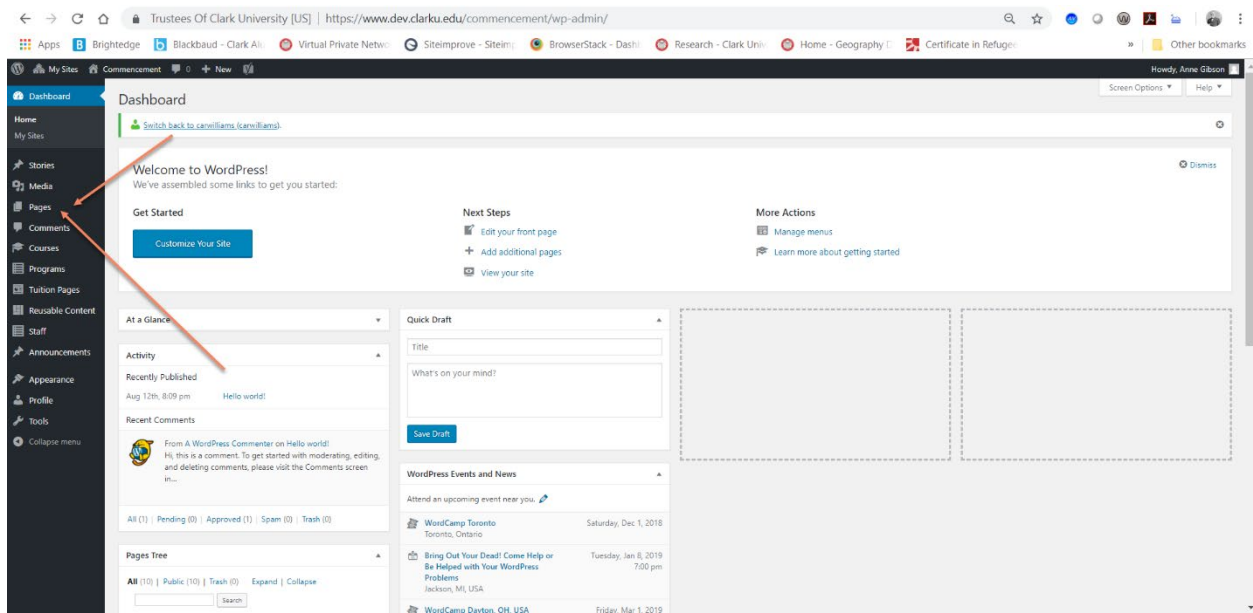
However, we strongly encourage you to review the training documentation for editing your site: [WordPress Basic Training Manual](#).

Or you can view your pages through the dashboard with an option in the far left action items.

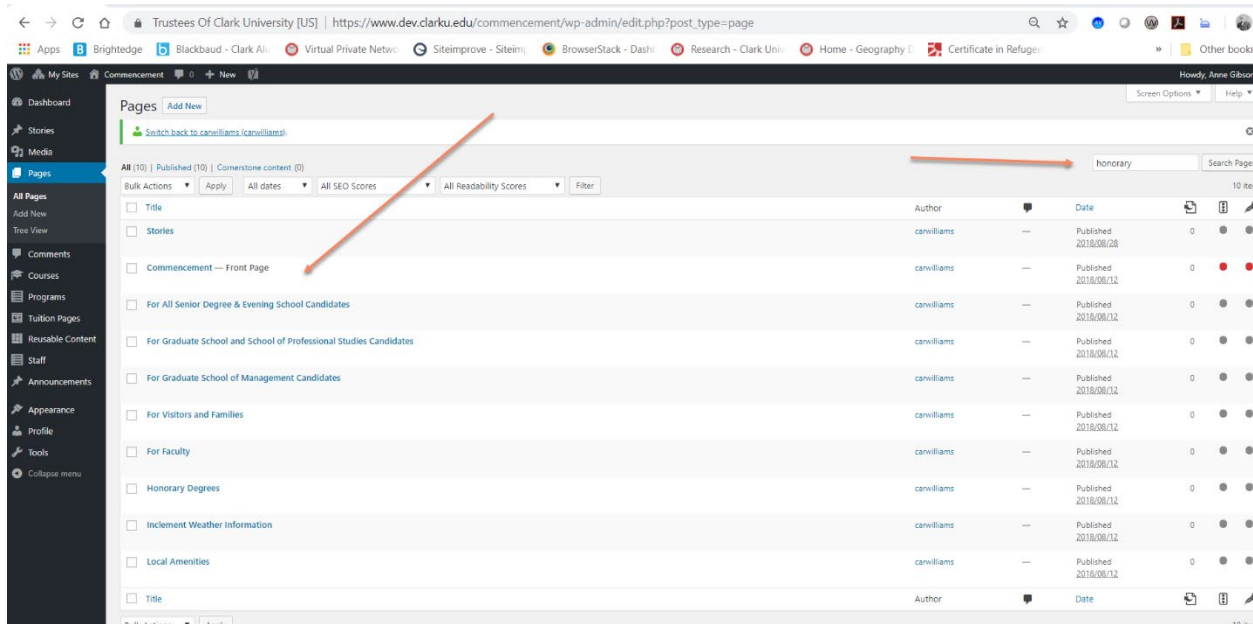
To go back to your dashboard, simply hover over the “Home” button in the top black horizontal bar and click on “Dashboard”:



When the dashboard opens up, click on the “Pages” button on the left side of the screen:

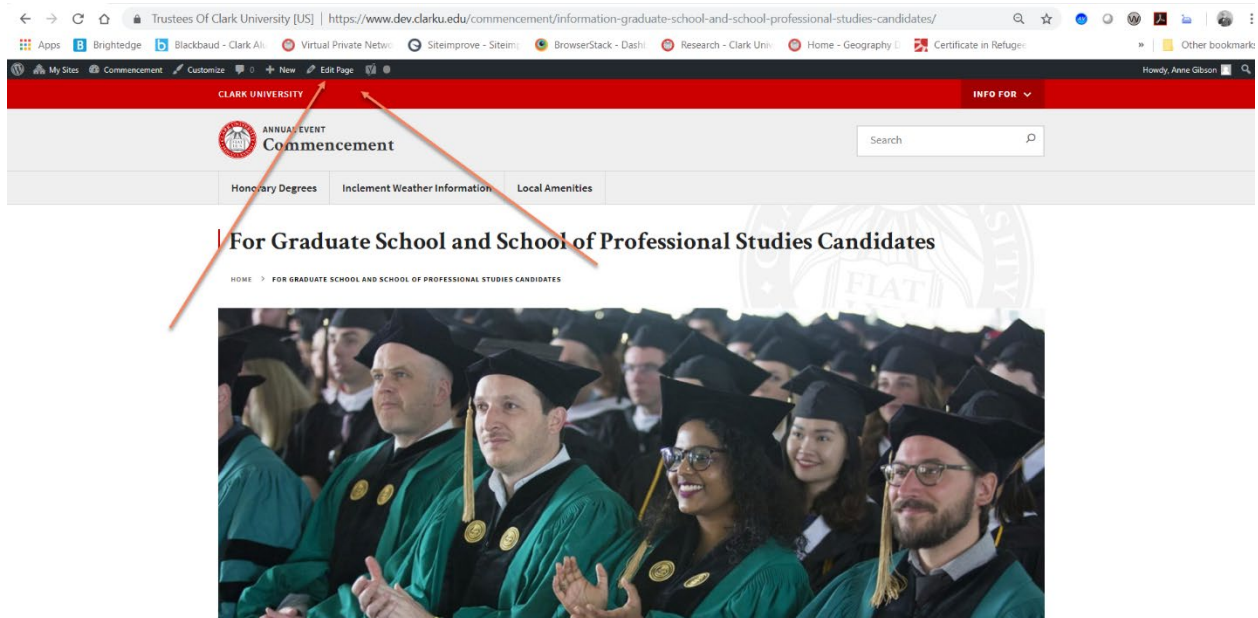


Here you will see a listing of all your pages:



You can use the search to find your pages as well, if you have a large site or use the pagination at the bottom of the listing

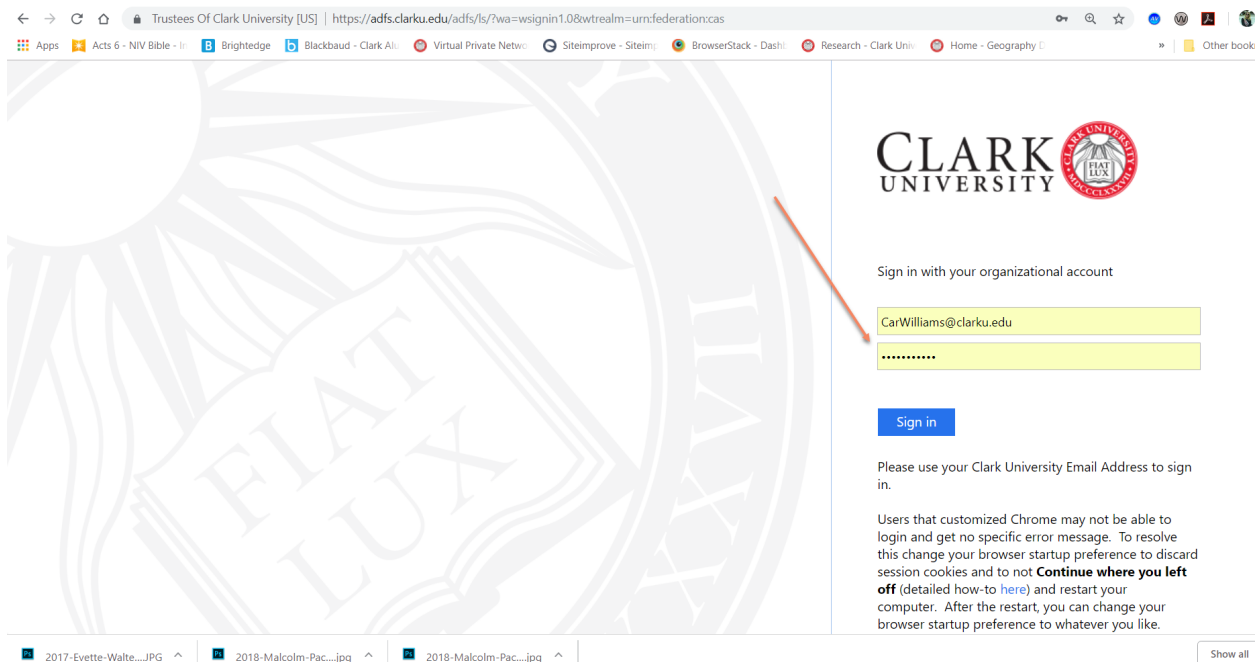
If you click on “View”, you can view your page, as well as get back into the page to edit. You’ll see this option at the top of the black horizontal bar, you should see an “Edit Page” button at the top.



Training Environment:

Go to: <https://www.training.clarku.edu/wp-admin>

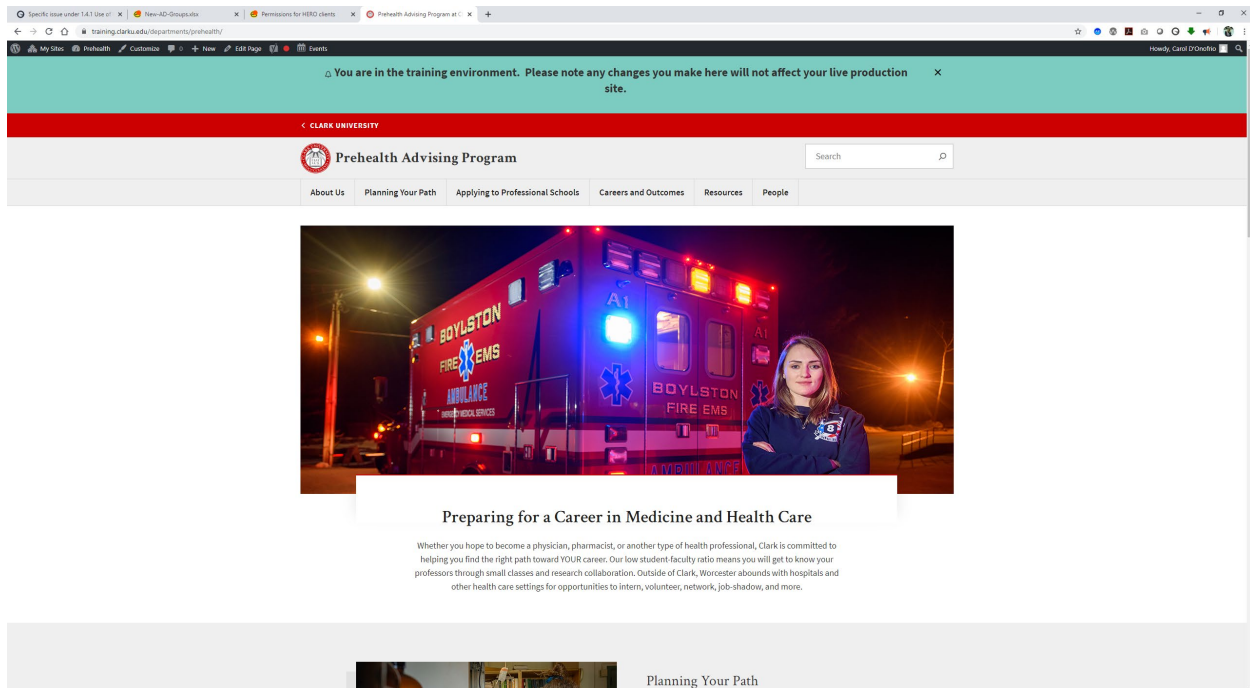
Sign it the CAS system with your normal windows or clark account:



Just hit the Home Icon or just open up a new tab or window:

Now you can sign into the site you have been assigned to. Example below of url of a site:

<https://www.training.clarku.edu/departments/prehealth>



Specific size under 14.1 Use of: x New-AD-Clipboard x Permissions for HERO clients x Prehealth Advising Program x

training.clarku.edu/departments/prehealth/


You are in the training environment. Please note any changes you make here will not affect your live production site.

CLARK UNIVERSITY

Prehealth Advising Program

Search

About Us Planning Your Path Applying to Professional Schools Careers and Outcomes Resources People



Preparing for a Career in Medicine and Health Care

Whether you hope to become a physician, pharmacist, or another type of health professional, Clark is committed to helping you find the right path toward YOUR career. Our low student-faculty ratio means you will get to know your professors through small classes and research collaboration. Outside of Clark, Worcester abounds with hospitals and other health care settings for opportunities to intern, volunteer, network, job-shadow, and more.

Planning Your Path

If the Dashboard to your site opens up again, just click on the Home Icon or the name of your site.

Dashboard

Screen Options Help

Akismet & Privacy

To help your site with transparency under privacy laws like the GDPR, Akismet can display a notice to your users under your comment forms. This feature is disabled by default, however, you can turn it on below.

Please [enable](#) or [disable](#) this feature. [More information](#)

There is an update available for Gravity Forms. [View Details](#)

[Dismiss](#)

Pagely® Hosting Status + Notices

Nothing new to report.

At a Glance

6 Posts 153 Pages

1 Comment

WordPress 4.9.8 running ClarkU Theme theme.

Akismet blocks spam from getting to your blog. There's nothing in your spam queue at the moment.

Activity

Recently Published

Aug 31st, 5:30 pm [LEEP Center](#)
Aug 2nd, 9:38 am [Faculty & Staff](#)
Jun 14th, 1:16 pm [Steve Test](#)
Dec 15th 2017, 1:27 pm [Prod Post 2](#)
Dec 14th 2017, 3:06 pm [Prod Post](#)

Recent Comments

Quick Draft

Title

What's on your mind?

[Save Draft](#)

Your Recent Drafts [View all drafts](#)

Apply August 12, 2018

Early Decision/Early Action July 27, 2018

Visiting Clark July 18, 2018

WordPress Events and News

Attend an upcoming event near you.

[Western Mass Wordpress - Gutenberg edition](#) Thursday, Oct 18, 2018 7:00 pm
Northampton, MA, USA

[WordPress Lunch and Learn](#) Wednesday, Oct 24, 2018 12:00 pm
Jamestown, RI, USA

Login

Please note: Just remember to look at the url to make sure it's pointing to the training.clarku.edu – URL to make sure your still in the training environment before you save anything. We wouldn't want you to make changes to the live environment. This Training site is for training purposes only for you.